

Timely Contacts: 7/24 Whatsapp: 008613823653608




Payment Term:  
D/P  
D/A  
O/A  
flexible and negotiable

# AFT-M10/120G

## Monocrystalline Module

435-455W



**455W**  
Maximum Power Output

**21.0%**  
Maximum Module Efficiency

**0~+5W**  
Power Output Guarantee

Cell Type



9BB/10BB(182mm)



Ideal choice for large scale ground installation



High conversion efficiency due to top quality wafers and advanced cell technology



Selected encapsulating material and stringent production process control ensure the product is highly PID resistant and snail trails free



Additional safety, Fire class Acertified



Withstand up to 1500V system voltage effectively reduce BOS cost

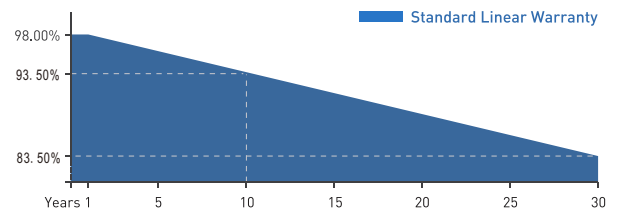


Sand blowing test, salt mist test and ammonia test passed to endure harsh environments

### Deliver Reliable Performance Over Time

- manufacturer of crystalline silicon photovoltaic modules
- Fully automatic facility and world-class technology
- Rigorous quality control to meet the highest standard: ISO9001:2015, ISO14001: 2015 and OHSAS: 18001 2007
- Tested for harsh environments (salt mist, ammonia corrosion and sand blowing test: IEC 61701, IEC 62716, DIN EN 60068-2- 68)
- Long term reliability tests
- 2x100% EL inspection ensuring defect-free modules

### Linear Performance Warranty



12 Years Product Warranty 30 Years Linear Power Warranty

\* Please refer to standard warranty for details

### Product Certification



# AFT-M10/120G

## Monocrystalline Module

435-455W

### Electrical Specification (STC\*)

Maximum Power	P <sub>max</sub> (W)	435	440	445	450	455
Maximum Power Voltage	V <sub>mp</sub> (V)	33.63	33.72	33.82	33.91	34.06
Maximum Power Current	I <sub>mp</sub> (A)	12.93	13.05	13.16	13.27	13.36
Open Circuit Voltage	V <sub>oc</sub> (V)	40.94	41.02	41.10	41.18	41.33
Short Circuit Current	I <sub>sc</sub> (A)	13.68	13.73	13.79	13.85	13.93
Module Efficiency	(%)	20.2	20.4	20.6	20.8	21.0
Power Output Tolerance	(W)					0~+5

\* Irradiance 1000W/m<sup>2</sup>, Module Temperature 25°C, Air Mass 1.5

### Electrical Specification (NOCT\*)

Maximum Power	P <sub>max</sub> (W)	323	327	331	335	339
Maximum Power Voltage	V <sub>mp</sub> (V)	31.78	31.83	31.87	31.92	31.97
Maximum Power Current	I <sub>mp</sub> (A)	10.19	10.29	10.39	10.49	10.60
Open Circuit Voltage	V <sub>oc</sub> (V)	39.06	39.12	39.17	39.23	39.29
Short Circuit Current	I <sub>sc</sub> (A)	10.83	10.94	11.04	11.15	11.26

\* Irradiance 800W/m<sup>2</sup>, Ambient Temperature 20°C, Wind Speed 1m/s

### Mechanical Data

Number of Cells	120 Cells (6x20)
Dimensions of Module L*W*H (mm)	1908×1134×35mm (75.11×44.64×1.38 inches)
Weight (kg)	28.7kg
Front Side Glass	High transparency solar glass 2.0mm (0.08 inches)
Back Side Glass	High transparency solar glass 2.0mm (0.08 inches)
Frame	Silver, anodized aluminium alloy
J-Box	IP68 Rated
Cable	4.0mm <sup>2</sup> [0.006 inches <sup>2</sup> ], 300mm [11.8 inches]
Number of diodes	3
Wind/ Snow Load	2400Pa/ 5400Pa*
Connector	MC Compatible
Bifaciality	70±5%

\* For more details please check the installation manual

### Temperature Ratings

Nominal Operating Cell Temperature (NOCT)	44±2°C
Temperature Coefficient of I <sub>sc</sub>	+0.048%/°C
Temperature Coefficient of V <sub>oc</sub>	-0.270%/°C
Temperature Coefficient of P <sub>MAX</sub>	-0.350%/°C

### Maximum Ratings

Operational Temperature	-40~+85°C
Maximum System Voltage	1500V DC -(H)
Max Series Fuse Rating	25A

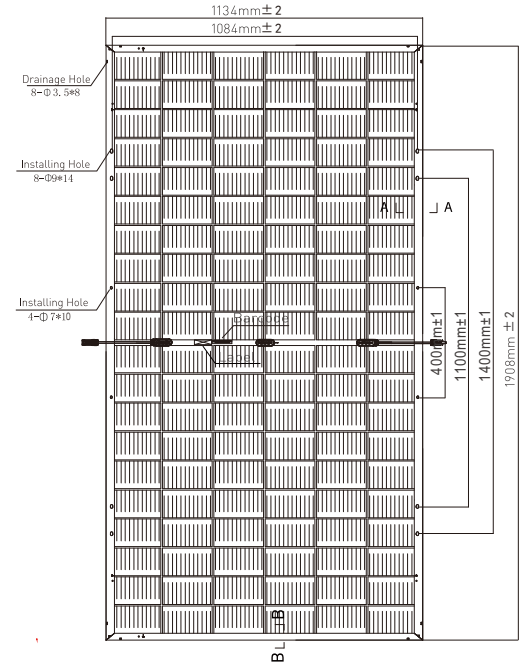
### Packaging Configuration

Module per box	31 pieces
Module per 40' container	744 pieces

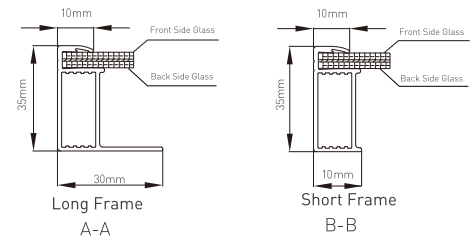
### Optional

Connector	<input checked="" type="checkbox"/> MC Original
-----------	---

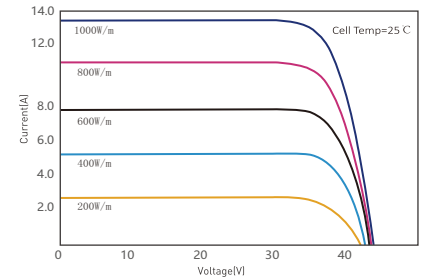
### Module Dimension



### Back View



### I-V Curve at Different Temperature (455W)



### I-P/P-V Curve at Different Irradiation (455W)

