




Payment Term:
 D/P
 D/A
 O/A
flexible and negotiable

AFT-M10/108H

Monocrystalline Module

390-410W



410W
 Maximum Power Output

21.0%
 Maximum Module Efficiency

0~+5W
 Power Output Guarantee

Cell Type



9BB/10BB(182mm)



Ideal choice for large scale ground installation



Selected encapsulating material and stringent production process control ensure the product is highly PID resistant and snail trails free



Special cutting and soldering technology leads to low hotspot risk



Sand blowing test, salt mist test and ammonia test passed to endure harsh environments



Optimized system performance due to module level current sorting

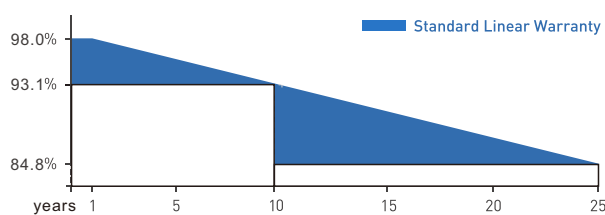


Highly transparent self-cleaning glass brings additional yield and easy maintenance

Deliver Reliable Performance Over Time

- manufacturer of crystalline silicon photovoltaic modules
- Fully automatic facility and world-class technology
- Rigorous quality control to meet the highest standard: ISO9001:2015, ISO14001: 2015 and OHSAS: 18001 2007
- Tested for harsh environments (salt mist, ammonia corrosion and sand blowing test: IEC 61701, IEC 62716, DIN EN 60068-2- 68)
- Long term reliability tests
- 2x100% EL inspection ensuring defect-free modules

Linear Performance Warranty



12 Years Product Warranty 25 Years Linear Power Warranty

* Please refer to standard warranty for details

Product Certification



AFT-M10/108H

Monocrystalline Module

390-410W

Electrical Specification (STC*)

		390	395	400	405	410
Maximum Power	Pmax(W)	390	395	400	405	410
Maximum Power Voltage	Vmp(V)	30.76	30.98	31.18	31.38	31.59
Maximum Power Current	Imp(A)	12.69	12.76	12.83	12.91	12.98
Open Circuit Voltage	Voc(V)	36.62	36.84	37.04	37.24	37.45
Short Circuit Current	Isc(A)	13.59	13.66	13.73	13.81	13.88
Module Efficiency	(%)	19.9	20.2	20.5	20.7	21.0
Power Output Tolerance	(W)	0~+5				

* Irradiance 1000W/m², Module Temperature 25°C, Air Mass 1.5

Electrical Specification (NOCT*)

		294	298	302	306	309
Maximum Power	Pmax (W)	294	298	302	306	309
Maximum Power Voltage	Vmp (V)	28.40	28.60	28.80	29.00	29.20
Maximum Power Current	Imp (A)	10.38	10.44	10.50	10.56	10.62
Open Circuit Voltage	Voc(V)	34.40	34.60	34.80	35.00	35.20
Short Circuit Current	Isc (A)	10.93	10.98	11.04	11.10	11.16

* Irradiance 800W/m², Ambient Temperature 20°C, Wind Speed 1m/s

Mechanical Data

Number of Cells	108 Cells (6×18)
Dimensions of Module L*W*H (mm)	1722×1134×35mm [67.80×44.64×1.38 inches]
Weight (kg)	22.0 kg
Glass	High transparency solar glass 3.2mm [0.13 inches]
Backsheet	White
Frame	Silver, anodized aluminium alloy
J-Box	IP68 Rated
Cable	4.0mm ² [0.006 inches ²], 300mm [11.8 inches]
Number of diodes	3
Wind/ Snow Load	2400Pa/ 5400Pa*
Connector	MC Compatible

* For more details please check the installation manual

Temperature Ratings

Nominal Operating Cell Temperature [NOCT]	44±2°C
Temperature Coefficient of Isc	+0.048%/°C
Temperature Coefficient of Voc	-0.270%/°C
Temperature Coefficient of P _{MAX}	-0.350%/°C

Maximum Ratings

Operational Temperature	-40~+85°C
Maximum System Voltage	1500V DC -(H)
Max Series Fuse Rating	20A

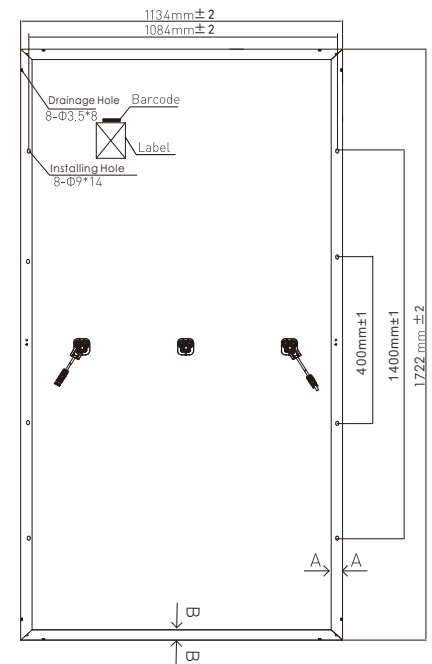
Packaging Configuration

Module per box	31 pieces
Module per 40' container	806 pieces

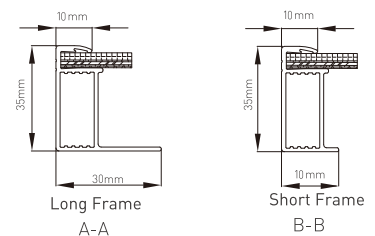
Optional

Connector	<input checked="" type="checkbox"/> MC Original
-----------	---

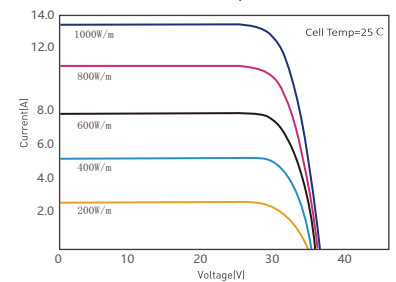
Module Dimension



Back View



I-V Curve at Different Temperature (405W)



I-V/P-V Curve at Different Irradiation (405W)

